



2019-nCoV **Neutralization** Antibody Test Kit

(COLLOIDAL GOLD IMMUNOCHROMATOGRAPHY)

CE

— For Vaccine Effect Evaluation



ACCURATE
High-purity antibody
with high accuracy



EFFICIENT
Test result is available
in 15 mins



CONVENIENT
Suitable for serum/
plasma/whole blood

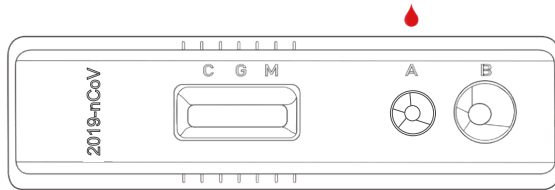
This product is used to qualitatively detect the 2019-nCoV neutralization antibodies in clinical samples (serum/plasma/whole blood).

Principle:

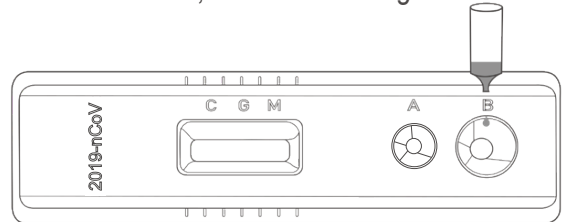
The test kit contains colloidal gold labeled 2019-nCoV Spike Protein (RBD), mouse-anti human IgG antibody immobilized in G test area, mouse-anti human IgM antibody immobilized in M test area.

Operation Steps

Step 1 Add 20µl of whole blood sample/
10µl of serum or plasma sample to well A.

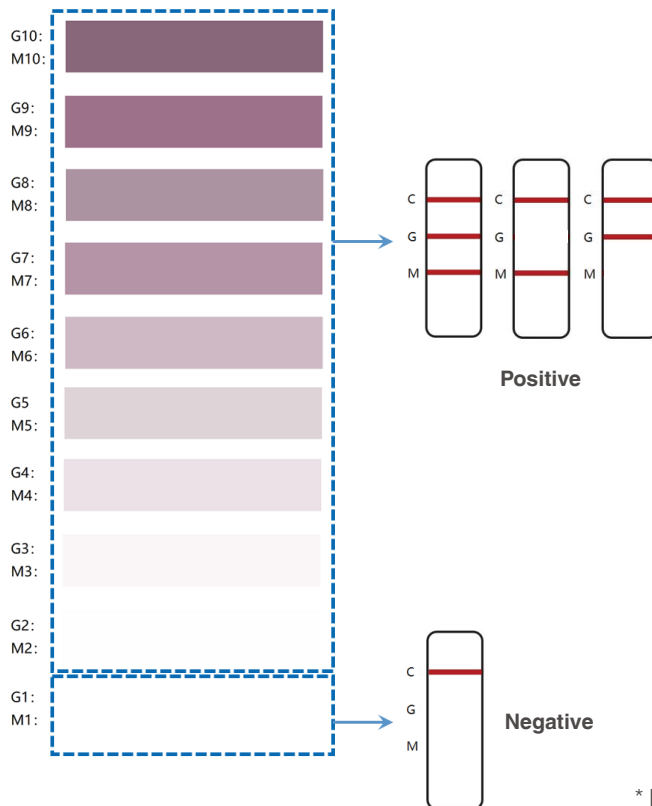


Step 2 Add two drops (about 80µl) of sample
dilution to well B, and start timing.



Step 3 The test results should be read at 15 mins. Do not read the results after 20 mins.

Result Interpretation



• Positive

Purple red band appears in quality control area (C) and M/G test area.

• Negative

Purple red band only appears in quality control area (C).

• Invalid

No purple stripe appears in the quality control area (C).

* Please contact the regional sales for more information about this product.

Lepu Medical Technology (Beijing) Co., Ltd.

Address: 37 Chaoqian Road, Changping District, Beijing, China 102200
Tel: +86-10-8012 3964

Email: lepuservice@lepumedical.com
Web: en.lepumedical.com